



orb networks, inc.

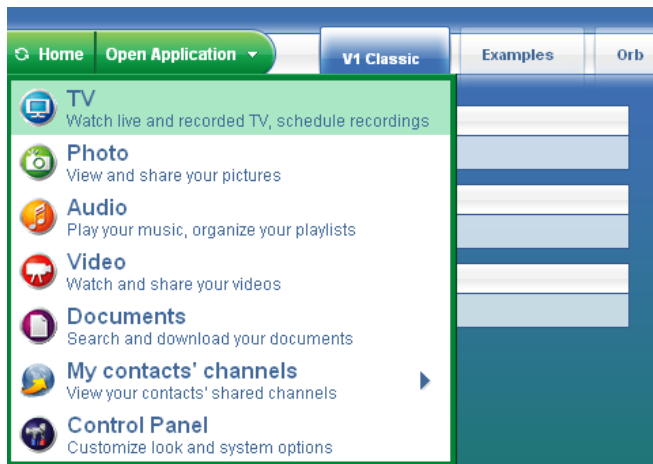
6425 Christie Avenue, Suite 300
Emeryville, CA 94608
510.903.0944 • www.orb.com

OrbSecure Turns Your Webcam into a Remote Monitoring Device

Rest easier when you are away using OrbSecure with your webcam. Simply connect your webcam to your laptop or desktop computer, download Orb, and you're set. Orb will ping you via email or SMS when any motion is detected.

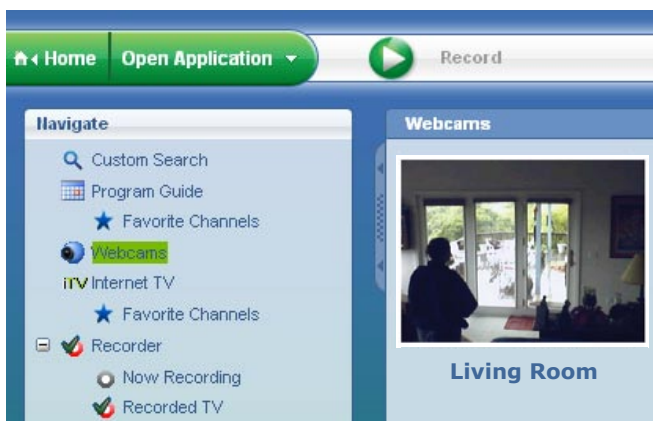
Set-up is Easy.

Follow the manufacturer's instructions for connecting your webcam to your computer. Then go to Orb.com, download, and install Orb 2.0 – it is free and there are no service or subscription fees. Just go to mycast.orb.com and log in.



Once you have logged in, click on the "Open Application" Tab and select the TV application (left).

While in the TV application, select Webcam from the left-side Navigate column (left below). Your connected webcam should appear in the Webcams area to the right.

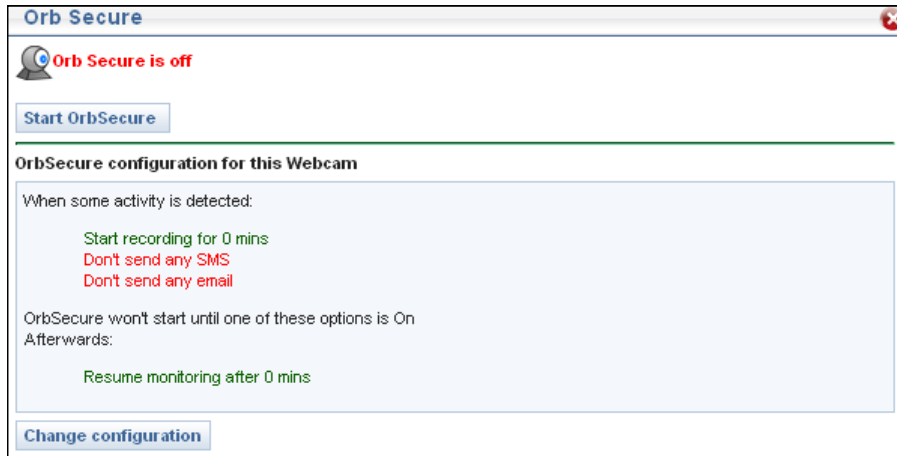


To set the monitoring and notification features, go to the Orb Properties Box. You can either mouse-over the webcam image to display the properties information, or click on the webcam image and the properties information will appear in the lower panel. Then click the OrbSecure link to set the monitoring and notification features.

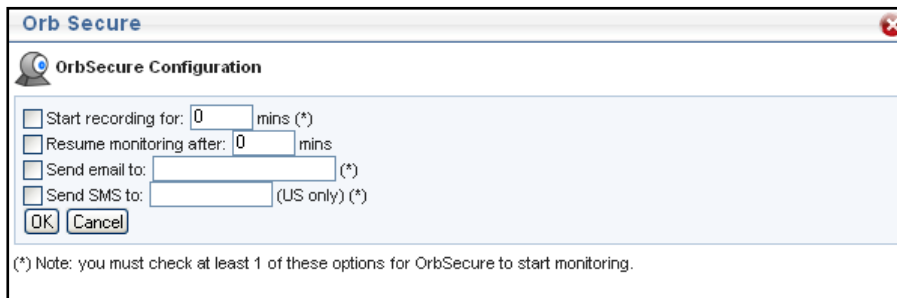


orb networks, inc.

6425 Christie Avenue, Suite 300
Emeryville, CA 94608
510.903.0944 • www.orb.com



The box above indicates the current state of Orb's monitoring features. Click on the "Change Configuration" box to set or change the monitoring features for the selected webcam.



You can set or change the OrbSecure features at any time. When in monitoring mode, OrbSecure will detect any motion from your connected webcam. The motion will trigger OrbSecure to record for the length of time designated in the box above. Notification of the recorded session can then be sent via email or SMS.

Start recording – Orb will record for this length of time after detecting motion

Resume monitoring – Orb will resume monitoring mode

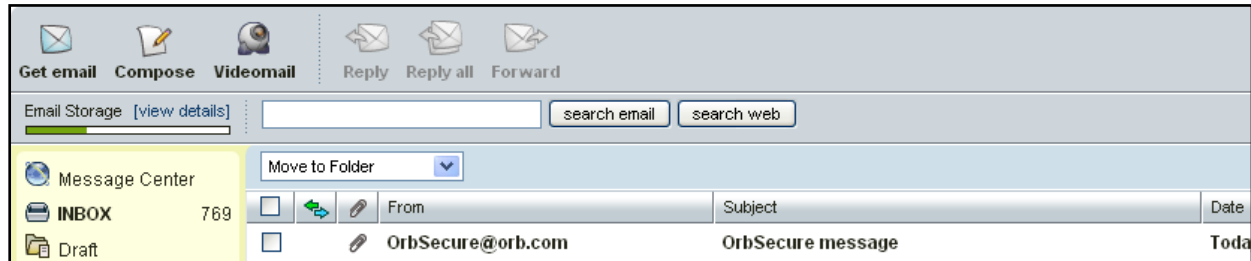
Send email – Orb will generate an email each time motion is detected

Send SMS – Orb will send an SMS message when motion is detected (US only).

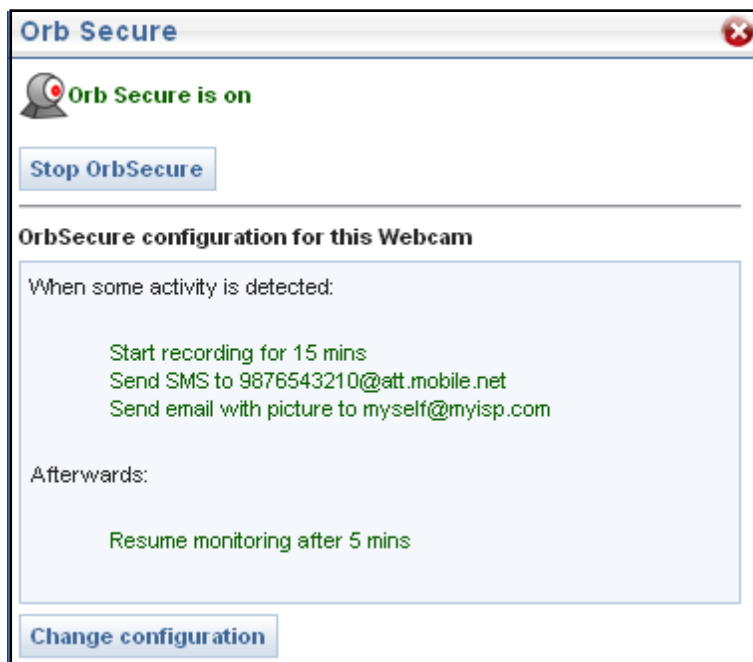


orb networks, inc.

6425 Christie Avenue, Suite 300
Emeryville, CA 94608
510.903.0944 • www.orb.com



OrbSecure will send an email to the address you provided. The webcam-generated picture will be attached to the email, enabling you to 'see' whatever triggered the webcam to record. You can also tell OrbSecure to send notification via SMS, making it easy to stay connected via a mobile phone or PDA.



This configuration box (left) reflects the current state of OrbSecure. Click "Stop OrbSecure" if you want to suspend monitoring.